

# CKS

Handle height (from ground level)	Material	Size	Assembly Type	Anchor bolts included
760mm	Stainless Steel	12 type		

Depth (mm)	Width (mm)									
	600	900	1000	1200	1300	1350	1500	1650	1800	1950
400										
500										
520										
600			●		●			●		●
650										
750			●		●			●		●
900			●		●			●		●

## Made of corrosion-resistant stainless steel.

Door structure designed for ease of use and safety.

**Features**

- The rotary upper door minimizes dead space and provides easy operation for all users.
- Equipped as standard with high-durability rotary dampers (one on each side).
- The level can be adjusted from inside the unit. (Adjustment range: 0–40 mm in height.)

**POINT 1**

### Quiet door operation


Door opening and closing noise is reduced by approximately 25% with the use of rotary dampers.

### Durability of rotary dampers


Passed a **100,000**-cycle opening and closing test!

\* Assuming the rotary door is opened and closed 8 times per week per household, this corresponds to **approximately 20 years** of use.



\* This does not guarantee the service life. Durability may vary depending on actual usage conditions and frequency of use.




**Optional Accessories**



※

**POINT 2**



### Space-saving door

The upper door is a rotary-type door for easy operation. It rotates and stores inside the unit, enabling effective use of the upper space.

The front door uses a proprietary vertical sliding mechanism that allows opening and closing even in locations with no front clearance.

**POINT 3**



### Padlock Compatible

The latch is equipped with a temporary locking function and can be fitted with a commercially available padlock. This helps prevent unauthorized waste disposal on non-collection days and deters tampering.

\*(Padlock not included.)

- Use DAIKEN padlocks DPR-125 (Φ4 mm shackle), DPR-130 (Φ5 mm shackle), or DPR-140 (Φ6.4 mm shackle).

**POINT 4**


### Prevents waste from accumulating in corners



The dust-prevention plate helps reduce waste accumulation in corners.

**POINT 5**

### Easy to clean



※ Left-side bottom panel removed

The bottom panel is removable. The bottom panel can be removed for easy cleaning of the panel and the ground underneath.

⚠ ● To prevent tipping, be sure to carry out the specified anchoring work. Failure to do so may result in collapse or damage. (Anchor bolts included.)  
 ● Do not install in locations exposed to strong winds, such as rooftops or balconies, where safety cannot be ensured.