

Both Sides Accessible Folding Door System Hardware




One Three Door (Two-way folding)

Select Type / Pole Type

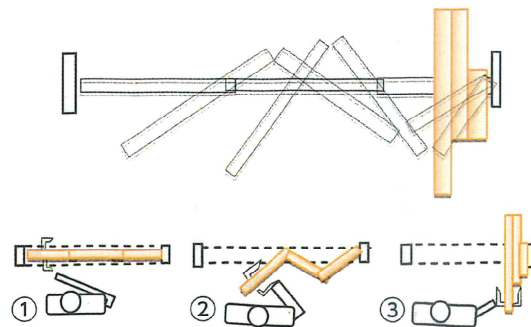


Space saving, three piece folding door.
A wider doorway entrance than the 1-2 type.

Manufacturable size (excluding frame)
H: up to 2400mm W: 950mm - 1550mm
Door width: 33mm

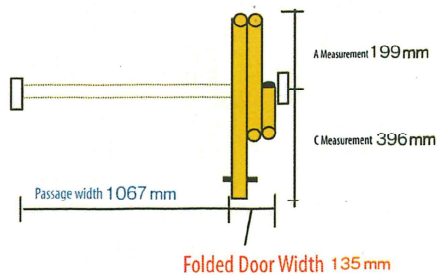


(Above example is a 1250mm door excl. frame)



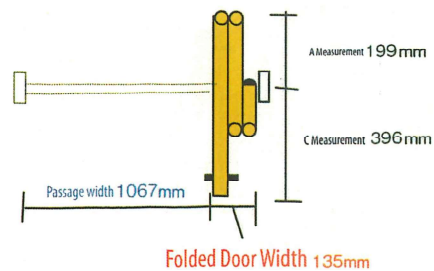
Standard Manual Operation Type Model P

The manual operation, one way door is the most common of the three panel type.



Two Way Opening, Self Closing Type Model F

Two way opening (inner/outer) door, which slowly closes naturally with just a simple push.



Our website
<https://www.daiken.ne.jp/eng/>

OLETTO System Parts

