

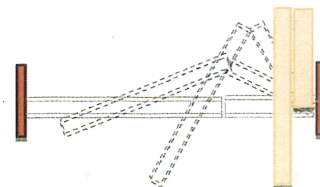
One Two Door (Two-way folding)

Select Type / Pole Type

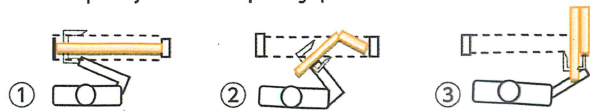


Space saving, two fold, flat floor doors with no floor rails.
Smooth opening and closing doors which can be operated without changing your position.

Manufacturable size (excluding frame)
H: up to 2400mm W: 650mm - 1300mm
Door width: 33mm



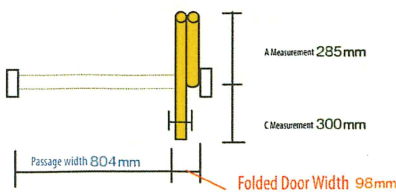
● Requires just 1/3 the opening space of a conventional door



(Above example is a 950mm door excl. frame)

Manual Operation Type Standard Model B

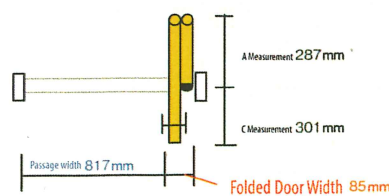
- Manual operation - Standard - Stainless steel gear specification (One way / Two way fold specifications available)
- Limited to standard homes (Resin Gear spec.)



Manual Operation Type Facility Use Model P

* Rotating Shaft Aluminium Silver

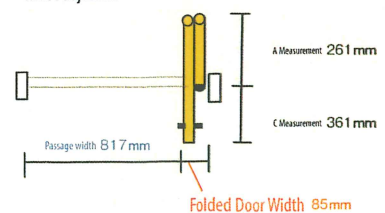
- Manual operation type with a wide passage width. (One way / Two way fold specifications available)
- The rotating silver shaft is designed for facility use.



Two Way Opening, Automatic Closing Type Model F

* Rotating Shaft Aluminium Silver

- Two way (Inner/Outer) door, which slowly closes naturally with just a simple push.
- * By using the air damper (optional), the closing power of the door can be adjusted.



OLETTO System Parts

